

ultraline[®]

sliding







Ultraline enhances contemporary living environments with no visual compromise.

'MORE OF A VIEW' The Ultraline sliding doors advanced design and engineering delivers 20mm sightlines throughout the visible system.

This combined with PAS 24:2016, Part Q compliance makes the Ultraline sliding door unrivalled in both security and aesthetic appearance.

Following the increased demands in building regulations, Ultraline has developed the Ultraline 3 Triple glazed door system that achieves passive house standards in both thermal performance and solar gain whilst still maintaining a 20mm sightline throughout the visible system.

The same frame sections are used in both Ultraline 2 and Ultraline 3 systems, so section details do not have to be changed in the design of the building.

Technical Specification

Configurations

Innovation

Finishes

Security

Glazing

Detail Section Drawings

Corner Section Drawings

Technical Specification

Ultraline 2 Double Glazed
U Value 1.17

Ultraline 3 Triple Glazed
U Value 0.73

Maximum panel width
Maximum panel height
Maximum panel size
Maximum panel weight
Sightline
Runner mechanism
Uw value for double glazed units (glass Ug = 1.04)
Uw value for triple glazed units (glass Ug = 0.59)
Solar Factor up to
Sound insulation up to
Water tightness up to
Air permeability up to
Wind loading up to
Security rating up to

Technical Specification

Ultraline 2

4200mm
3200mm
9 Sqm
340Kg
20mm all the way around
Stainless steel
Uw - 1.17 W/m2k
35
Rw.p 35 db - 40 db
9A (EN 12208 / EN 1027*)
C4 (EN 12207 / EN 12211*)
C3 (EN 12210 / EN 1627*)
PAS 24 compliant (Max panel size 7.5 Sqm)

Ultraline 3

2500mm
3200mm
5.4 Sqm
225Kg
20mm all the way around
Stainless steel
Uw - 0.73 W/m2k
31
Rw.p 38 db - 41 db
9A (EN 12208 / EN 1027*)
C4 (EN 12207 / EN 12211*)
C3 (EN 12210 / EN 1627*)
PAS 24 compliant (Max panel size 5.4 Sqm)

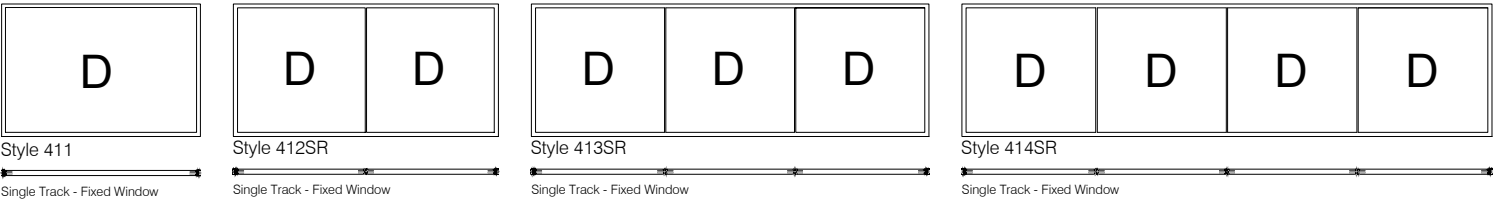




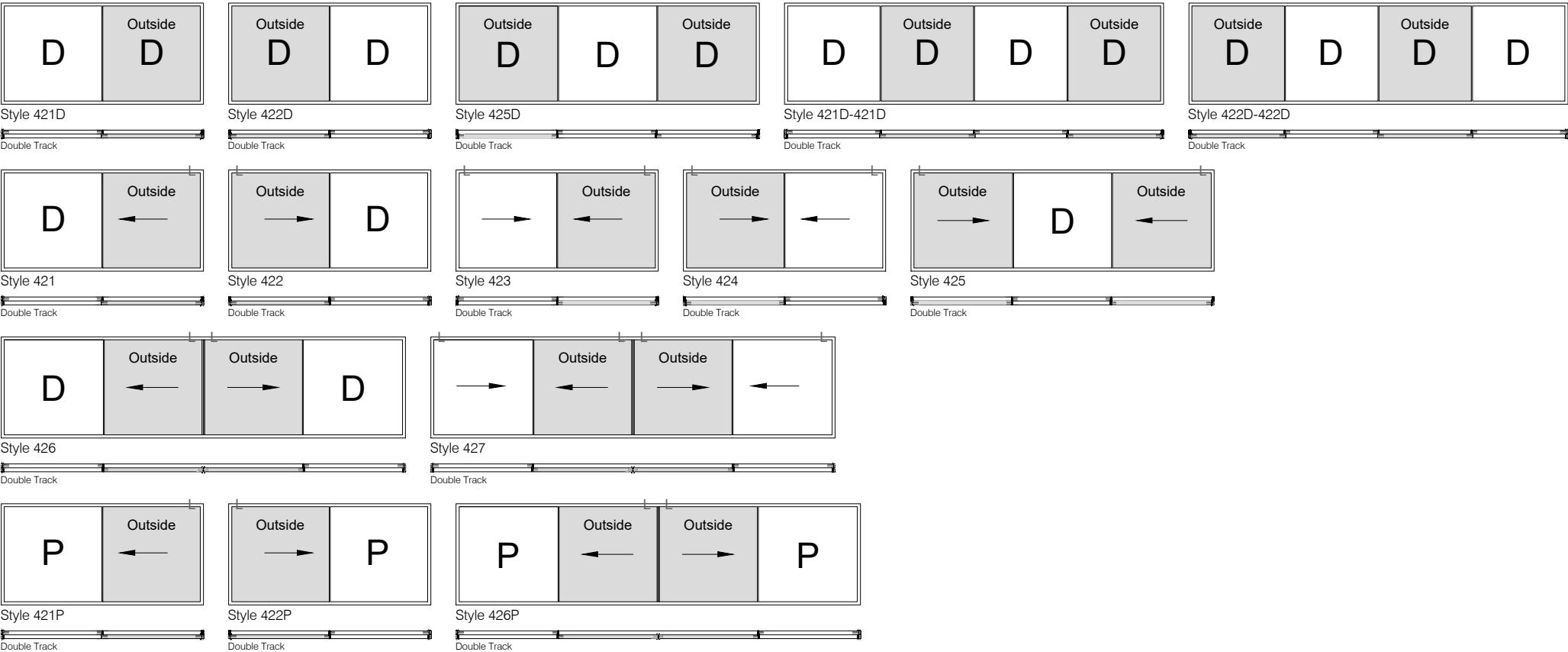
Configurations

Standard Configurations (VIEWED OUTSIDE)

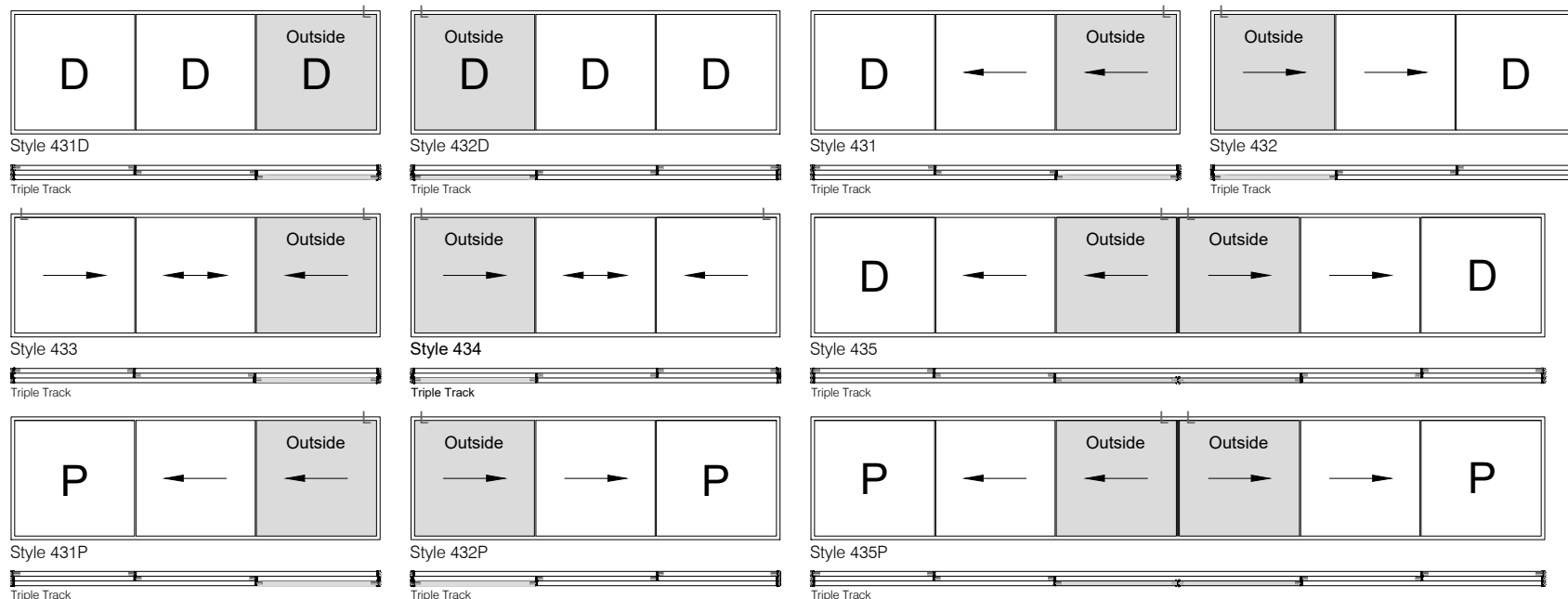
Opening Configurations for 1-Track Ultraline Sliding Doors



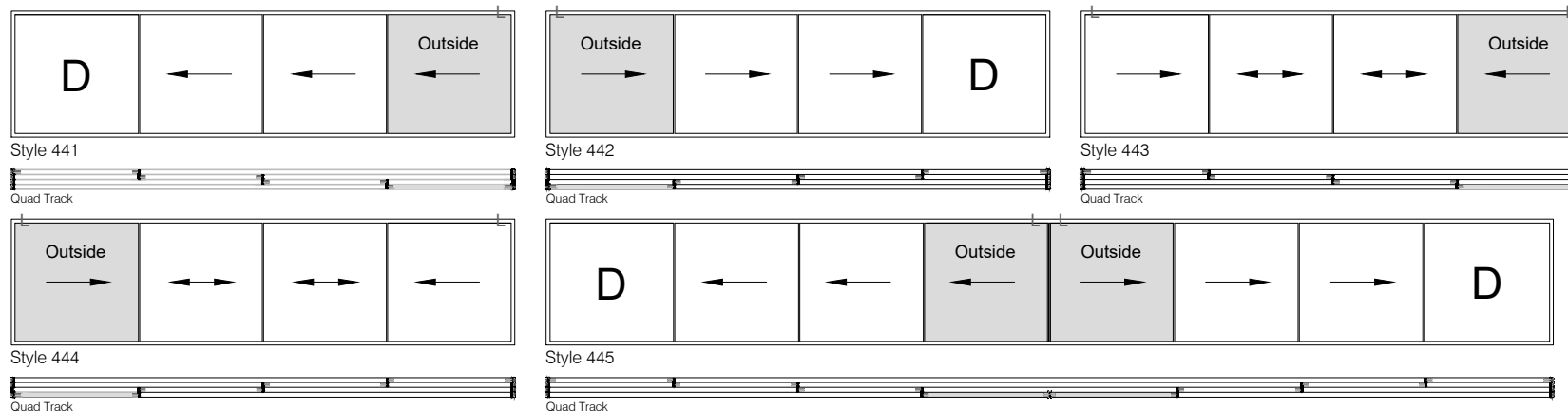
Opening Configurations for 2-Track Ultraline Sliding Doors



Opening Configurations for 3-Track Ultraline Sliding Doors



Opening Configurations for 4-Track Ultraline Sliding Doors



F = Fixed Frame

P = Pocket

D = Dummy Frame

L = Lock Position

← = Sliding Direction

Innovation

Integrated handle incorporated into the sash profile gives a Unique 20mm sightline when open, maintaining minimal equal sightlines throughout the visible system.

Electric high security locking mechanism controlled by wall switch as standard.

Smart technology can be achieved using a Niko Smart Hub.



The doors can also be locked in a 100mm vented position.



In the event of a power fail, the lock goes into safe mode and the bolt is released to secure the doors. An override access panel is discreetly positioned in the top of the door frame. By removing its magnetic cover, you can manually override to lock or unlock the system.

Finishes

ultraline[®]

Anodised Brushed Platinum

This unique finish creates a stainless steel appearance. Its translucent look enhances any view. With its marine grade quality, it is ideal for coastal applications.

Powder Coated 7021 Black Grey Matt finish

Powder Coated 7016 Anthracite Grey Matt finish

Powder Coated 9005 Jet Black Matt finish

The anodising finishes we use are guaranteed by the European EWAA-EURAS seal of approval, and the powder coating is guaranteed by the highest European seals of approval: QUALICOAT, COASTAL and QUALIDECO. These certifications guarantee that our anodising and powder coating finishes reach the most demanding European quality levels.

Security

Document Q sets out the minimum standard for windows and doors installed in all new dwellings. Doors installed which are easily accessible ie ground floor / basements, must meet or exceed the security requirements of PAS24:2016.

This requirement is designed to ensure windows and doors resist physical attack by a casual or opportunist burglar by being sufficiently robust and fitted with appropriate hardware.

Glazing

Ultraline 2 Low 'e' Specifications

1. 6mm toughened, low 'e' 24mm warm edge spacer, argon, 6mm toughened

Ug-Value (W/(m2.K))	1.08	Acoustic Rw	35dB
Light Transmission	65	Trans Uv	25.0
Solar Factor (g)	47		

2. 8mm toughened, low 'e' 20mm warm edge spacer, argon, 8mm toughened (For panels above 5.5m2)

Ug-Value (W/(m2.K))	1.06	Acoustic Rw	36dB
Light Transmission	64	Trans Uv	22.0
Solar Factor (g)	46		

3. 6mm toughened, low 'e' 22mm warm edge spacer, argon, 8.8mm clear laminate (For Part Q compliance)

Ug-Value (W/(m2.K))	1.07	Acoustic Rw	40dB
Light Transmission	64	Trans Uv	0.1
Solar Factor (g)	45		

4. 8mm toughened, low 'e' 18mm warm edge spacer, argon, 10.8mm clear laminate (For Part Q compliance)

Ug-Value (W/(m2.K))	1.04	Acoustic Rw	40dB
Light Transmission	64	Trans Uv	0.1
Solar Factor (g)	44		

Ultraline 2 Solar Specifications

5. 6mm toughened, solar neutral HP 70-35, 24mm warm edge spacer, argon, 6mm toughened

Ug-Value (W/(m2.K))	1.08	Acoustic Rw	35dB
Light Transmission	69	Trans Uv	8.9
Solar Factor (g)	35		

6. 8mm toughened, solar neutral HP 70-35, 20mm warm edge spacer, argon, 8mm toughened (For panels above 5.5m2)

Ug-Value (W/(m2.K))	1.09	Acoustic Rw	36dB
Light Transmission	68	Trans Uv	8.3
Solar Factor (g)	35		

7. 6mm toughened, solar neutral HP 70-35, 22mm warm edge spacer, argon, 8.8mm clear laminate (For Part Q compliance)

Ug-Value (W/(m2.K))	1.07	Acoustic Rw	40dB
Light Transmission	74	Trans Uv	0.1
Solar Factor (g)	39		

8. 8mm toughened, solar neutral HP 70-35, 18mm warm edge spacer, argon, 10.8mm clear laminate (For Part Q compliance)

Ug-Value (W/(m2.K))	1.04	Acoustic Rw	40dB
Light Transmission	73	Trans Uv	0.1
Solar Factor (g)	39		

Ultraline 3 Low 'e' Specifications

1. 6mm toughened, low 'e' 14mm warm edge spacer, argon,
6mm toughened, low 'e' 14mm warm edge spacer, argon, 6mm
toughened

Ug-Value (W/(m2.K))	0.59	Acoustic Rw	38dB
Light Transmission	72	Trans Uv	13.3
Solar Factor (g)	55		

2. 6mm toughened, low 'e' 14mm warm edge spacer, argon,
6mm toughened, low 'e' 14mm warm edge spacer, argon,
6.4mm laminated (For Part Q compliance)

Ug-Value (W/(m2.K))	0.59	Acoustic Rw	41dB
Light Transmission	72	Trans Uv	1.0
Solar Factor (g)	55		

Ultraline 3 Solar Specifications

3. 6mm toughened, solar neutral HP 70-35, 14mm warm edge
spacer, argon, 6mm toughened, low 'e' 14mm warm edge
spacer, argon, 6mm toughened

Ug-Value (W/(m2.K))	0.59	Acoustic Rw	38dB
Light Transmission	62	Trans Uv	4.6
Solar Factor (g)	31		

4. 6mm toughened, solar neutral HP 70-35, 14mm warm edge
spacer, argon, 6mm toughened, low 'e' 14mm warm edge
spacer, argon, 6.4mm laminated (For Part Q compliance)

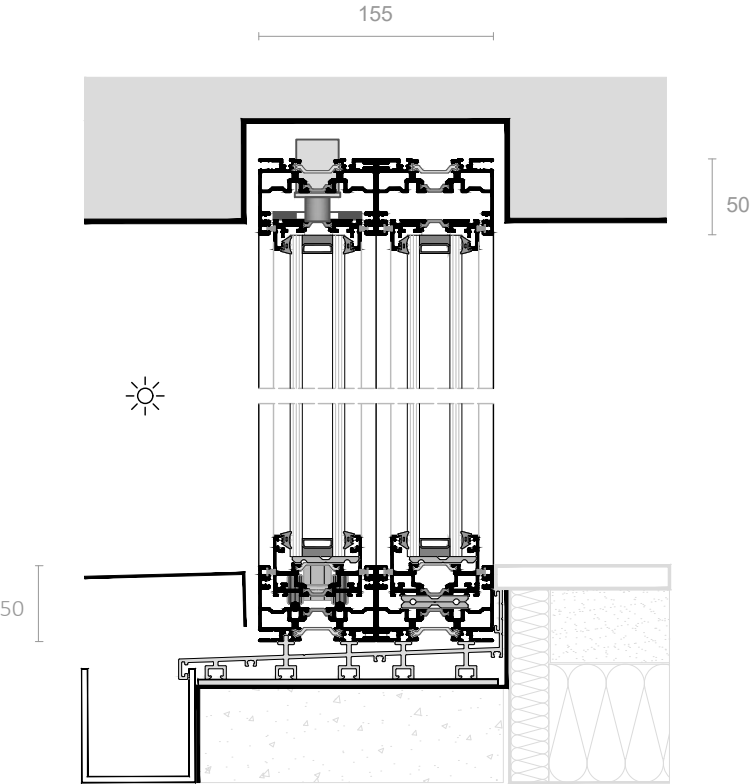
Ug-Value (W/(m2.K))	0.59	Acoustic Rw	41dB
Light Transmission	62	Trans Uv	0.4
Solar Factor (g)	31		



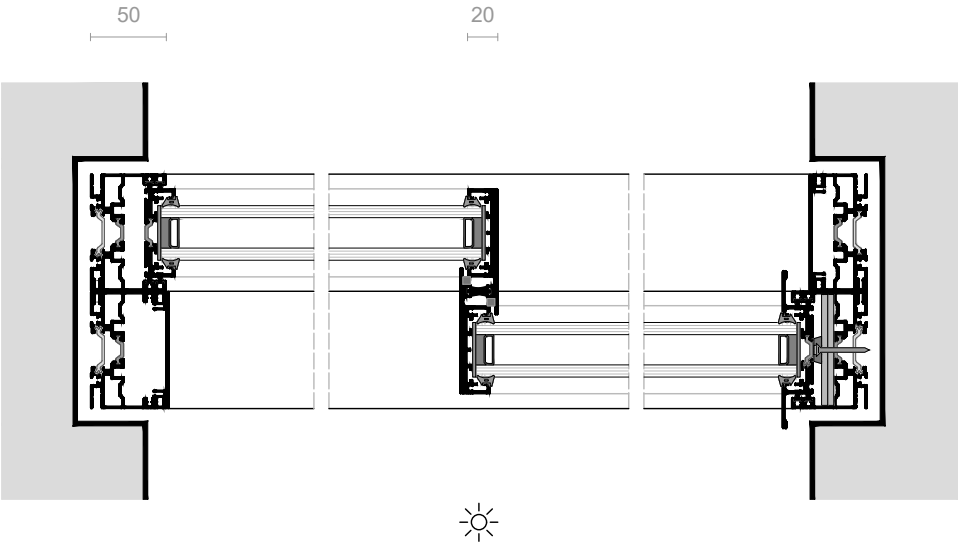


Detail Section Drawings

Ultraline 2



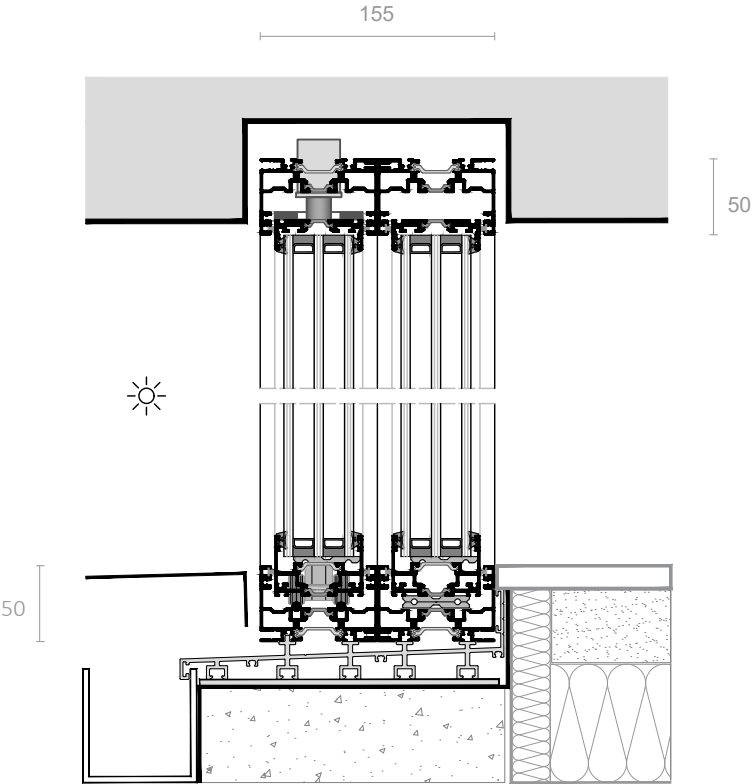
Vertical Section



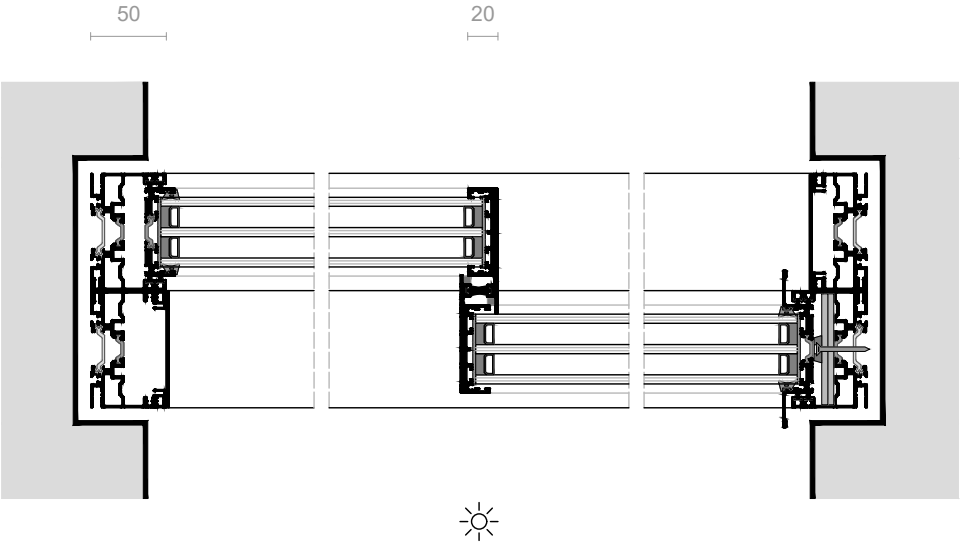
Horizontal Section

Detail Section Drawings

Ultraline 3



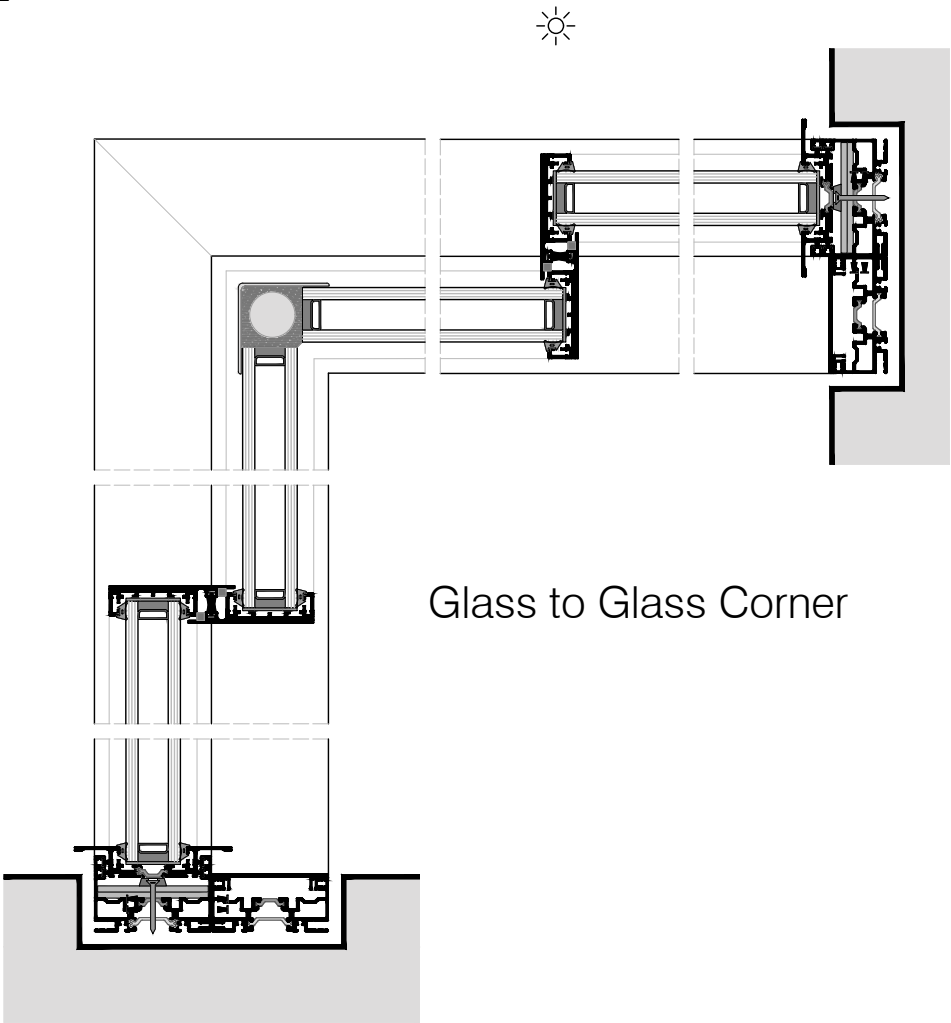
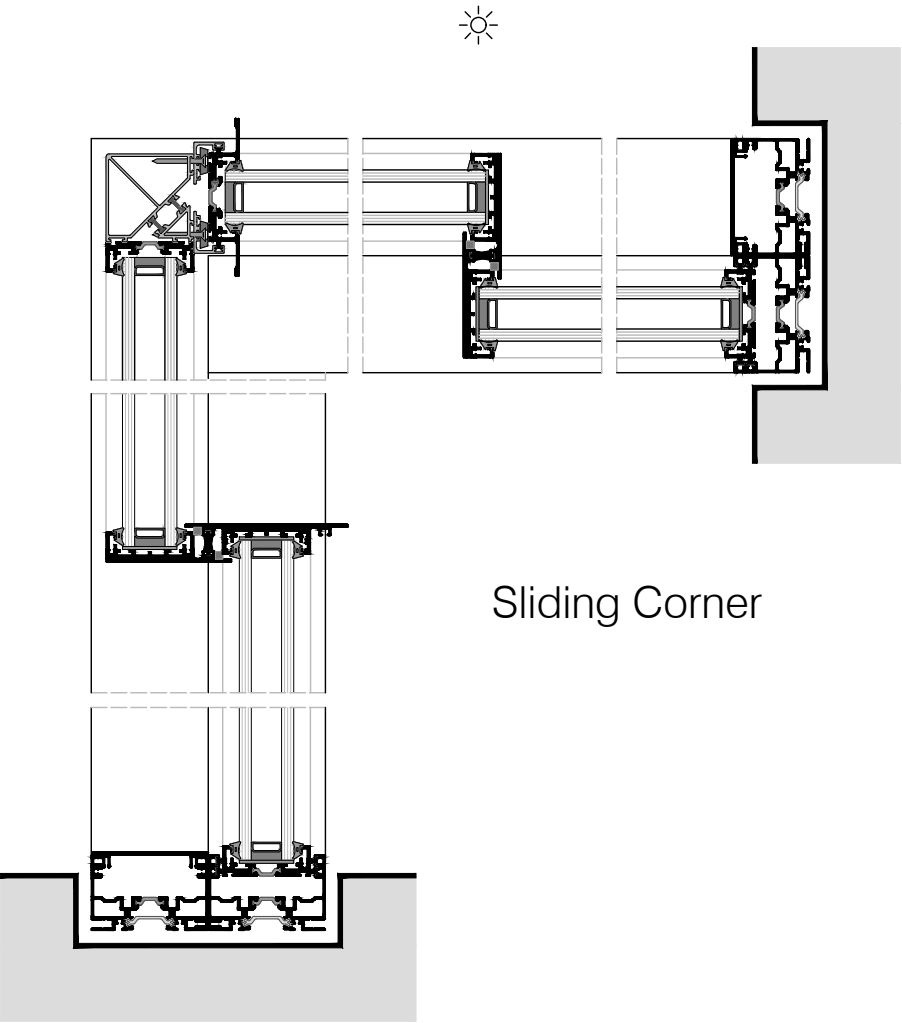
Vertical Section



Horizontal Section

Corner Section Drawings

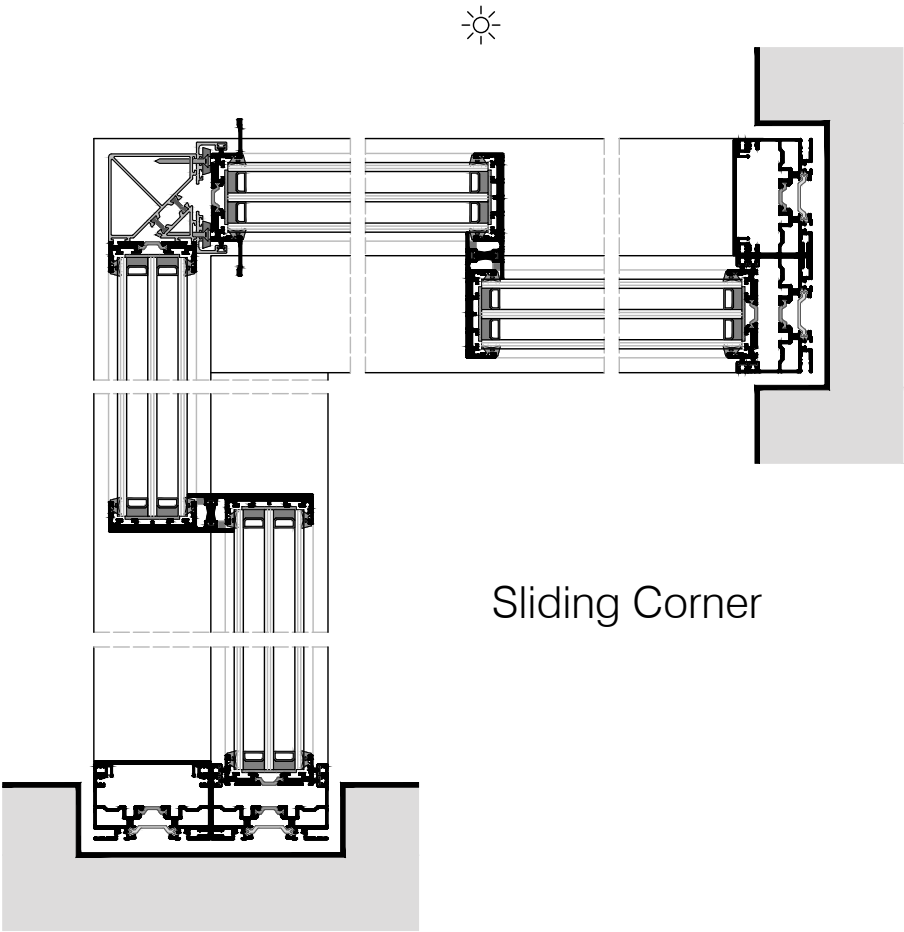
Ultraline 2



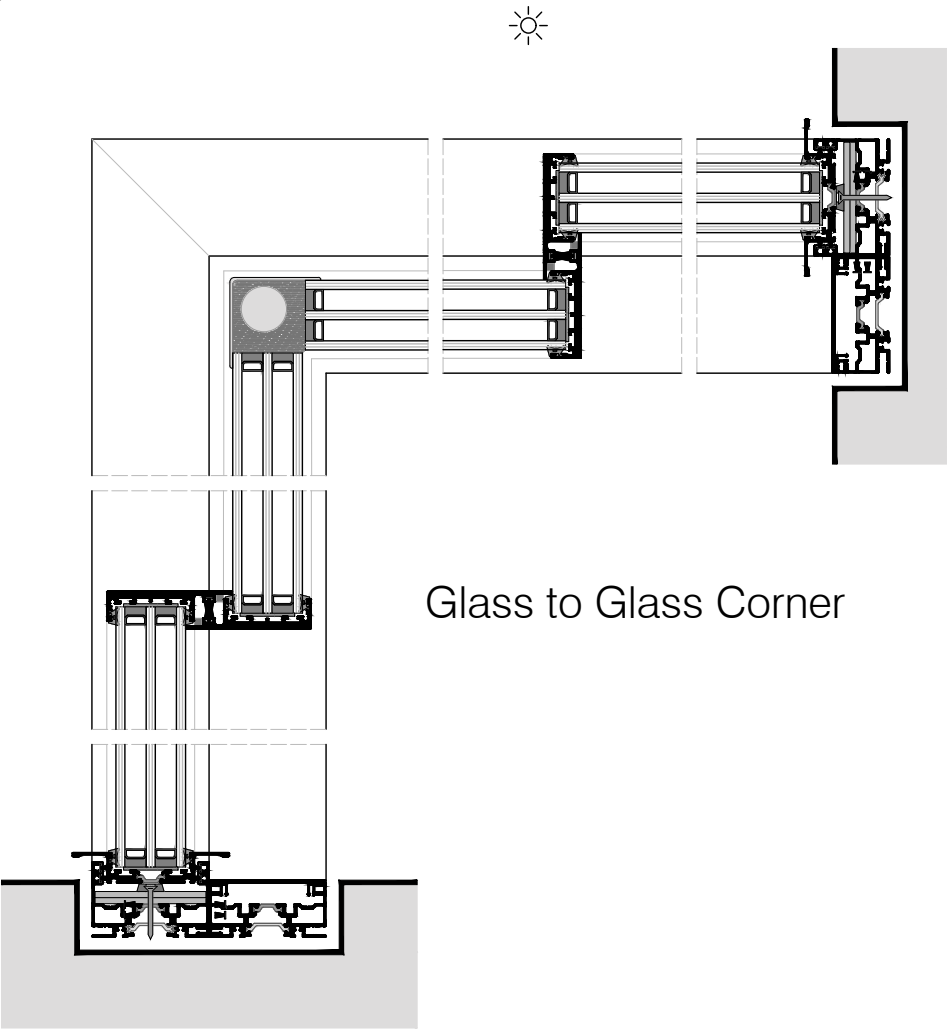
Corner Section Drawings

ultraline[®]

Ultraline 3



Sliding Corner



Glass to Glass Corner

MORE OF A VIEW

BIRMINGHAM SHOWROOM

5a Grammar School Lane,
(Entrance via Furnace Lane)
Halesowen
West Midlands
B63 3SW

0121 550 3066

enquiries@ultraline.co.uk
www.ultraline.co.uk

SWINDON SHOWROOM

NSBRC Swindon Exhibition
Centre
Lydiard Fields
Great Western Way
SN5 8UB

0121 550 3066

enquiries@ultraline.co.uk
www.ultraline.co.uk